



INSIDE THIS ISSUE

*From the
Coordinator's Desk*

*Feature Article:
Growing and Marketing
Utility Poles in Loblolly
Pine Plantations*

Inside Articles:

*Consulting Foresters in
Mississippi - A Survey of
Fees & Services*

*Teachers Conservation
Workshop (TCW)*

*Mississippi Timber Price
Report*

Delta Hardwood Notes

Editors

*Jason Gordon
Linda W. Garnett*

Send comments to:

Jason Gordon
Extension Specialist
(662) 325-8851
jgordon@ext.msstate.edu



From the Coordinator's Desk

by James Henderson, Extension Specialist

MSU Forestry Extension will be offering three new programs in 2014. These programs will focus on using Global Positioning Systems (GPS) to conduct a Bioblitz, conducting community forest inventories, and examining extreme weather and risk management options for family forests.

The Bioblitz is a 12 or 24 hour field day designed to help participants better understand and appreciate their local environment. They will first learn the basics of GPS – how to use a receiver to upload data into GIS programs, to develop maps, and perform simple spatial analysis. Data will be collected on as many plant and animal species as possible during half-hour nature walks. Teachers will earn Continuing Education Units (CEUs) and will be able to incorporate the methods and techniques into their science curriculum. A video of a Bioblitz is available at the web address below (click link to view). <https://www.youtube.com/watch?v=qCPwQ2OdfaU>

The focus of the Community Forest Inventory Program is to establish baseline data about the forest of a town or city. These data are critical in making informed decisions about the distribution and health of a community's trees, the development of a community forest management plan, and in coordinating an efficient response to a natural disaster. In addition knowledge is gained about the health, environmental, and economic benefits of the community's tree canopy. Training in inventory techniques and application of results will be provided to municipal staff and volunteers by MSUES.

Extreme Weather and Risk Management Options for Family Forests will address how to prepare for and respond to losses associated with hurricanes, tornados, wildfire, and droughts. Topics will include salvage of storm damaged timber, pine thinning and TSI, uneven-aged management, IRS timber casualty loss provisions, timber insurance, seedling survival, and the options of managing or regenerating a forest following an extreme weather event. Please contact Forestry Extension for more information about any of these programs.

Feature Article

Growing and Marketing Utility Poles in Loblolly Pine Plantations

by Stephen Dicke, Extension Specialist

Southern yellow pines are sought out for utility poles because of a high strength rating and their superior preservative uptake that delivers great longevity. Southern yellow pines used for poles include longleaf, slash, shortleaf, and loblolly pine. The pole market in Mississippi has never been better. Stumpage paid for pine poles the past 10 years averaged 50% higher than pine sawtimber and was more stable in price. A shortage of poles in south Mississippi, thanks to Hurricane Katrina, has pushed the utility pole buyers into central and northern Mississippi.

Crooked corkscrew stems and big heavy limbs are the loblolly pines we all remember. But thanks to genetic improvement, many loblolly pine plantations today can meet pole standards. Loblolly pine trees can qualify as poles if they are string-line straight for 40-60 feet, naturally pruned up to 40+ feet, and the living limbs are small, usually 2 inches in diameter or less. So, if you have been blessed with one of these fabulous, genetically improved plantations you may have an opportunity to manage for poles.

Below are four suggestions to improve management of poles in high-quality loblolly pine plantations.

- Delay the first thinning until total tree height is over 50 feet and limbs are self-pruned to 24-32 feet. Lightly thin by harvesting every 5th row and leave a high residual density or basal area of 90 square feet per acre in the leave rows.

- Protect future pole timber from accidental harvest. Involve a consulting forester to oversee thinnings and either mark timber and/or train the loggers to identify pole quality trees.

- Allow pole timber to get big. A tree 12 inches in diameter and 60 feet in total height can produce a #5 40-ft pole. It takes a tree 14 inches in diameter and 75 feet in total height for a #4 50-ft pole. A #3 60-foot pole needs a 16-inch diameter tree with 90 feet in height. Each step up in pole length and strength usually commands a higher stumpage price.

- Allow poles to age and increase in strength. The highest strength standards require poles to have the outside 2 inches of radial growth in mature wood. This will take over 25 years to achieve.

Visit us online at :

<http://msucares.com/forestry>
and friend/follow us



on
Facebook & Twitter



<https://www.facebook.com/MississippiStateUniversityExtensionForestry>

<https://twitter.com/MSUExtForestry>

NEW!

See our blog at



www.blogs.msucares.com/forestry

The improvement of forest trees is the work of centuries. So much more the reason for beginning now.

— George Perkins Marsh
Letter to C. S. Sargent, 12 Jun 1879



29 year-old loblolly pine plantation in Noxubee County, MS - a prime candidate for a utility pole sale



Logos of the Association of Consulting Foresters, & Registered Foresters of Mississippi



2013 Teachers Conservation Workshop

Growing and Marketing Utility Poles in Loblolly Pine Plantations (Continued)

Pole buyers become interested in plantations with 15 tons of poles per acre or more. Fifteen tons is about the same as thirty 12-inch diameter poles; twenty 14-inch poles; or fifteen 16-inch poles per acre. Timing of pole sales should be based on a consultant's advice because he knows the market. A pole sale of 15 tons can yield an additional \$300-\$500 per acre in revenue that is over and above pine sawtimber

Consulting Foresters in Mississippi - A Survey of Fees & Services
by Cody Wright, Graduate Research Assistant, and Dr. Ian Munn, Professor Forestry

Detailed information about the services and associated fees provided by consulting foresters informs forest landowners about the range of management practices available to them and their related costs. The same information allows consulting foresters to compare their fees and services with others. A survey of Mississippi's consulting foresters was conducted to identify the management services provided to landowners and their related fees in 2012-2013.

The survey addressed a comprehensive array of management services, aggregated by topics such as forest management, timber sale administration, timber cruising, and other management activities. All fees were separated according to total acreage of each job (<100 acres, 100-500 acres, and >500 acres). Ongoing analysis will determine if consultant characteristics and membership in professional organizations such as the Society of American Foresters and the Association of Consulting Foresters are associated with differences in services offered and fees charged.

The survey yielded a response rate of 58% (78% of respondents were consultants). On average 67.2% of consultant's customer base comes from non-industrial private forest landowners. Forest industry was the second highest customer base at 22%, while the remaining were distributed between government entities, timber investment management organizations, and real estate investment trusts. The top three in-house services provided by consulting foresters were inventory cruising (76.9% of consultants), management plan preparation (74.8%), and timber sale administration (turnkey operation) (69.4%). Turnkey operations included administration of cruise, marking, advertising, selling, harvest monitoring, site preparation, and planting.

Analysis showed that inventory cruises were charged on a per acre basis primarily with average fees of \$7.99/acre (<100 acres), \$7.23/acre (100-500 acres), and \$6.58/acre (>500 acres). Management plan preparation was also charged primarily on a per acre basis with averages of \$8.12/acre (<100 acres), \$7.58/acre (100-500 acres), and \$6.81/acre (>500 acres). Administration of turnkey operations was charged primarily on a percent of total sale basis with averages of 9.08% (<100 acres), 8.86% (100-500 acres), and 8.15% (>500 acres).

Results reflect those found by a similar survey conducted in 1996. This shows that these services, along with others, are consistently needed by landowners. Related fees found in the 2013 survey are significantly higher across the board for all services due to the higher working costs found in the changing economy. This research will be used to provide forest landowners with updated information on services offered to them by consulting foresters and their related fees. This could lead to greater employment of consulting foresters for management of forestlands, as well as provide consultants with information to make them more competitive in the work force.

Teachers Conservation Workshop

by Butch Bailey, Extension Specialist

If you had just one week to teach a group of school teachers and educators everything important about your profession, could you do it? That's the mission of the Teacher's Conservation Workshop (TCW). For over 50 years, the TCW has been "bringing the outdoors into the classroom" with active, engaging, and enjoyable activities designed to expose teachers to all aspects of the outdoors, forestry, and of course, conservation.

In the decades that the Mississippi Forestry Association has been sponsoring this workshop thousands of educators have taken advantage of this opportunity to gain insight into Mississippi's second most important industry in terms of economic impact: forestry. With over 65% of our state forested, timber pumps over \$1 billion dollars into our state's economy annually. It's vitally important that teachers have an understanding of this industry and the role it plays in all our lives.

The TCWs – which are located in the northern and southern parts of the state - last one week each, and in that time, the participating teachers engage in presentations from foresters, landowners, wildlife biologists, and other professionals. Most of the time is spent outdoors. There are field trips each day to tree nurseries, private and public forests, active logging operations, sawmills, and many other locations. Everything is hands-on and designed with two things in mind: learning about forestry and having fun while doing it. At the end of the week, teachers leave with dozens of lesson plans that are adaptable to almost any subject and any grade level.

In addition to the knowledge gained, participating teachers also receive 5.0 continuing education credits. The course can also be taken for academic credit towards a degree in education. The cost for this workshop is only \$100, and there are many scholarships available so most teachers end up having to pay nothing out of pocket.



Mississippi Timber Price Report

MISSISSIPPI STATE UNIVERSITY
EXTENSION SERVICE

1st Quarter 2014

The Mississippi Timber Price Report (MTPR) is a quarterly survey of stumpage timber prices in Mississippi. It is developed to provide a picture of timber market activity. The state average prices for common forest products are listed. Values given are offered as a guide to help individuals assess the fair market value of their timber. The average price should not be applied as the exact value for a particular tract. This report is updated quarterly and available at MSUCares.com/forestry, or by contacting your local county Extension office.

QUARTER'S PRICES: 1st Quarter 2014 Stumpage Prices/Ton (Source: Timber-Mart South)

Pine Sawtimber - \$24, Pine Chip-N-Saw - \$16, Pine Pulpwood - \$9,
Mixed Hardwood Sawtimber - \$34, Hardwood Pulpwood - \$10

NOTE: Prices vary widely across the State; thus, average prices presented here may not reflect your local market.

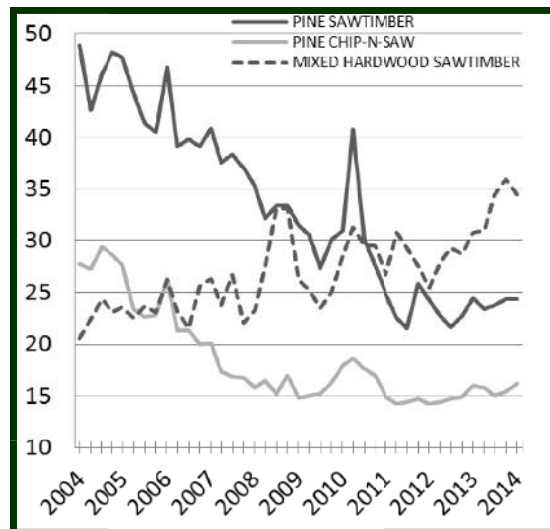
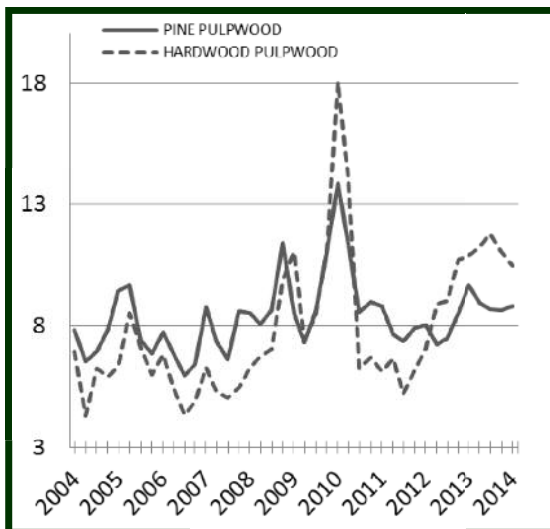
WHAT'S MOVING PRICES - TRENDS:

Product prices declined over the 4th quarter for all product categories with the exception of pine chip-n-saw and pine pulpwood.

Stumpage prices decreased from the previous quarter by 0.2% for pine sawtimber, by 4.2% for mixed hardwood sawtimber, and by 5.2% for hardwood pulpwood. Pine pulpwood increased slightly by 1.8% and pine chip-n-saw increased by 5.2%.

TIME SERIES:

**Average Mississippi Pine and Hardwood Stumpage Prices
1st Quarter 2004 through 1st Quarter 2014
(All prices in \$/TON)**



Timber-Mart South (TMS), Inc. has more detailed data available by subscription that contains values for other timber products not included in this report. TMS is compiled and produced at the Center for Forest Business, Warnell School of Forest Resources, University of Georgia, under contract with the Frank W. Norris Foundation, a non-profit corporation serving the forest products industry. See <http://WWW.TMART-SOUTH.COM> for information on subscriptions.

Discrimination based upon race, color, religion, sex, national origin, age, disability or veteran's status is a violation of federal and state law and MSU policy and will not be tolerated. Discrimination based upon sexual orientation or group affiliation is a violation of MSU policy and will not be tolerated.



Please don't forget to check out our Blog at www.blogs.msucare.com/forestry and sign up for email notices!

Delta Hardwood Notes

by Brady Self, Extension Specialist

As detailed in this column in the last issue of The Overstory, obtaining adequate available light levels is critical in natural hardwood regeneration efforts. Research efforts have proven mid-story injection to be a valuable tool in increasing light levels in these efforts. Injection is a simple method wherein herbicides are applied on an individual tree basis, with the applicator selecting which stems are removed. Historically, much injection work was performed through girdling trees using frill cuts and “painting” a solution of Tordon (active ingredient picloram) into the cut. Picloram products worked well in this capacity, but problems with non-target impact were common. Currently, the standard injection recommendation is the application of 1 ml of a 20% solution of a four-pound imazapyr product (e.g. Arsenal® AC, Polaris® AC, Imazapyr 4SL). This solution is applied directly into cuts made through the cambial layer of target trees using a hatchet (or like implement), with one cut made per three inches of stem diameter. Care should be taken in making sure that the solution is not sprayed or dripped onto the ground. Otherwise, non-target trees may be damaged or killed.

Midstory injection may increase available ground level light levels as much as 10% to 15% prior to removal of overstory trees.

Used in conjunction with overstory removal, injection both increases light levels and removes competition for future desired regeneration. For more information regarding regeneration of hardwoods, contact your local County Extension office or Area Extension Forestry Specialist.



Injection using a 20% solution of Imazapyr

NOTE: “The information contained in the above article is for educational purposes only. Reference to commercial products or trade names is not an endorsement by Mississippi State University nor is any discrimination intended against other products which may also be suitable and have label clearance.

Primary Business Address Area Specialists:

Mississippi State University
Forestry Extension
P. O. Box 9681
775 Stone Blvd
Mississippi State, MS 39762

NE District: Dr. John Kushla
662-566-2201, or kushla@ext.msstate.edu

NW District: Dr. Brady Self
662-226-6000, or bradys@ext.msstate.edu

James Floyd, 662-226-6000, or
jfloyd@ext.msstate.edu

SW District: Dr. Stephen Dicke
601-857-2284, or steved@ext.msstate.edu

SE District: Dr. Glenn Hughes
601-794-0671, or ghughes@ext.msstate.edu

Don Bales, 601-794-0671, or
dbales@ext.msstate.edu,

Butch Bailey, 601-794-0671, or
butchb@ext.msstate.edu,

State Specialists:

Hardwood Silviculture: Dr. Randy Rousseau
662-325-2777, or rrousseau@cfr.msstate.edu

Economics & Taxes: Dr. James Henderson
662-325-0754, or jhenderson@cfr.msState.edu

Community Forestry: Dr. Jason Gordon
662-325-8851, or jgordon@ext.msstate.edu

Logger’s Education: Mr. John Auel
662-325-7948, or jael@cfr.msstate.edu

Media: Linda Garnett
662-325-8355 or, lgarnett@cfr.msstate.edu

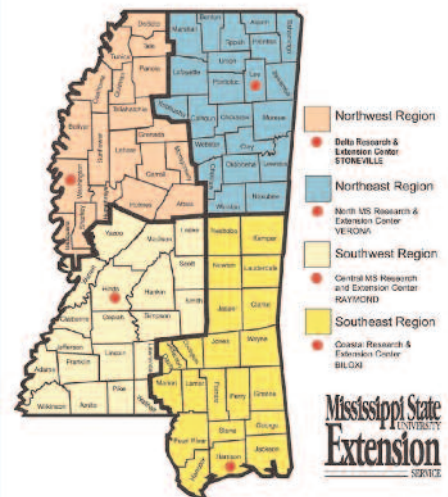
Contact: Jan McReynolds
janm@ext.msstate.edu
662-325-3905
Fax:662-325-0027

VISIT OUR WEBSITE!
<http://msucares.com/forestry>



MISSISSIPPI STATE UNIVERSITY
EXTENSION SERVICE

MSU-ES Region Map



Discrimination based upon race, color, religion, sex, national origin, age, disability, or veteran’s status is a violation of federal and state law and MSU policy and will not be tolerated. Discrimination based upon sexual orientation or group affiliation is a violation of MSU policy and will not be tolerated..