

**PLAN**

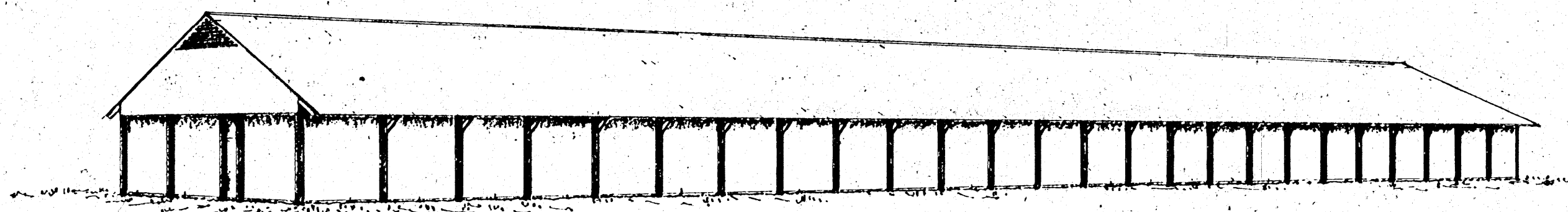
SCALE: 3/32" = 1'-0"

**LEGEND**

KEY	PANEL	SIZE	NUMBER
B.P.	BASIC	8'-0" x 8'-3"	38
F.E.	FIRE ESCAPE	8'-0" x 8'-3"	6
E.P.	END	7'-9 1/4" x 8'-3"	4
E.W.	END WALL	11'-8" x 8'-3"	6
FAN	FAN OPENING FRAMED IN BETWEEN POSTS 8'-0" o.c. — DETAILS SHEET NO. 3		2

**GENERAL NOTES**

1. CONCRETE TO BE 3000 PSI AIR-ENTRAINED MIX.
2. CONCRETE FLOORS TO HAVE A TROWELED FINISH.
3. GIRDER MEMBERS TO BE CONSTRUCTION GRADE DOUGLAS FIR OR NO. 1 SOUTHERN PINE, MINIMUM FIBER STRESS OF 1500 LB/SQ. IN.
4. TO FACILITATE CLEANING OR ACCESS TO BUILDING, SECURE SEVERAL PANELS WITH 5/16" x 4" LAG SCREWS 2'-0" o.c.



**PERSPECTIVE**

**VENTILATION NOTES**

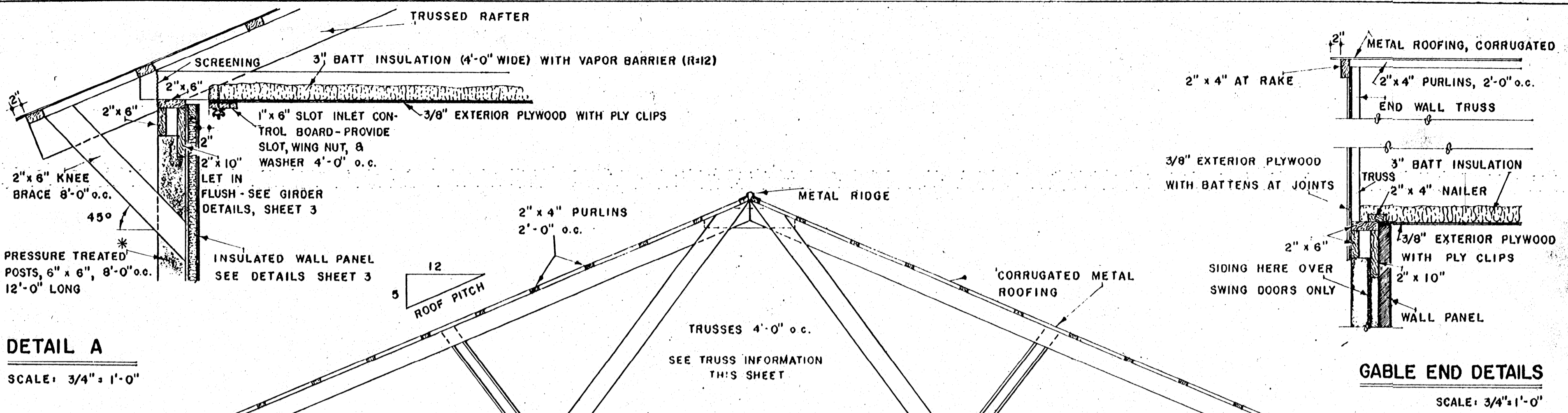
1. INSTALL LOUVERS (MINIMUM AREA = 9 SQ. FT.) IN GABLE ENDS.
2. MINIMUM VENTILATION REQUIREMENT IS 6 CFM PER BIRD. CONTACT THE COUNTY AGRICULTURAL AGENT OR THE EXTENSION AGRICULTURAL ENGINEER REGARDING FAN CONTROL DETAILS.
3. TERMINATE SLOT INLET 8'-0" EACH SIDE OF FANS.

BASED ON CONN. PLAN NO. 231

COOPERATIVE EXTENSION WORK IN AGRICULTURE AND HOME ECONOMICS  
**STATE OF MISSISSIPPI**  
**MISSISSIPPI STATE UNIVERSITY**  
AND UNITED STATES DEPARTMENT OF AGRICULTURE COOPERATING

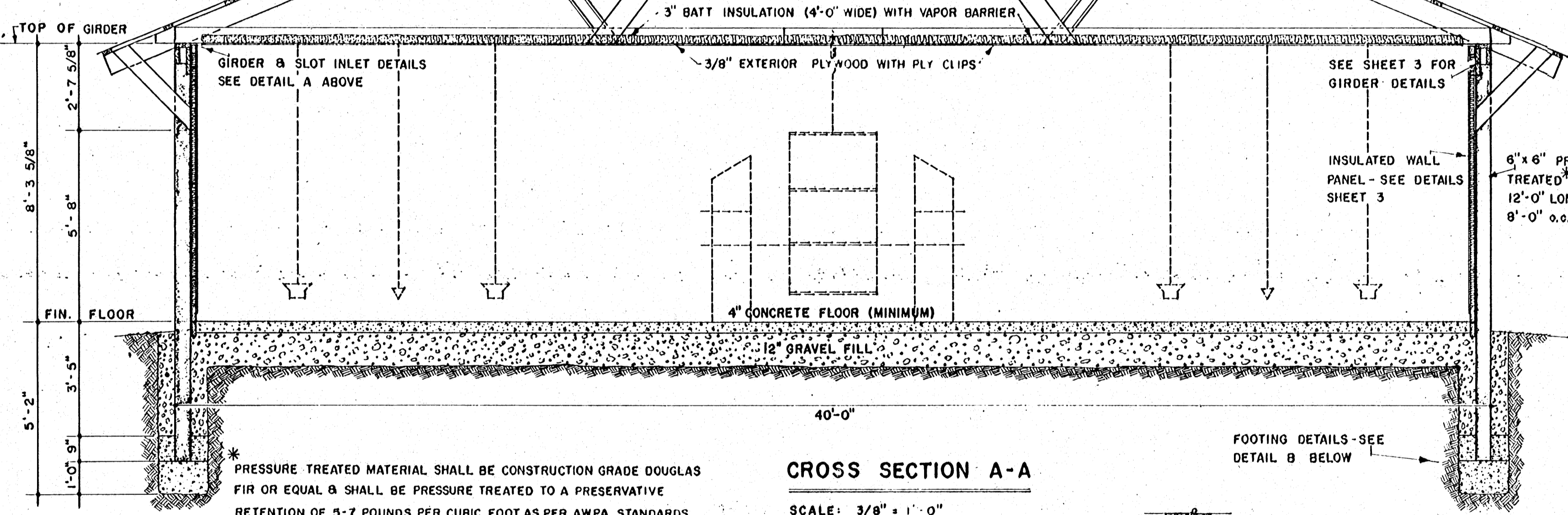
**POULTRY HOUSE**  
**PANEL CONSTR. - FLOOR-MANAGEMENT**

CONN. '66    EX. 6000    SHEET 1 OF 3

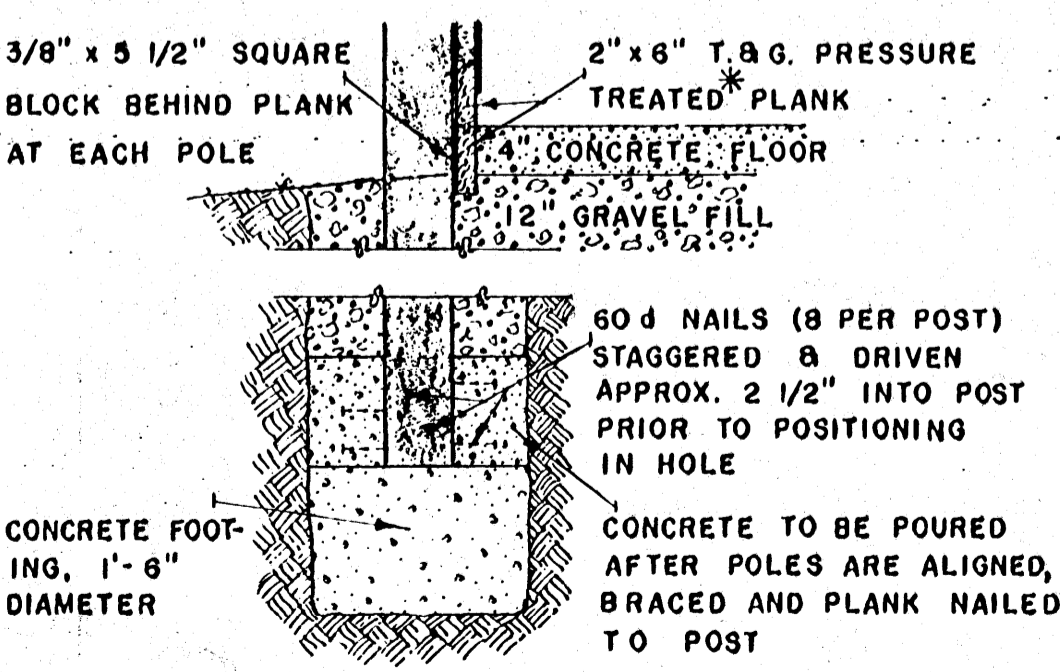


**DETAIL A**  
SCALE: 3/4" = 1'-0"

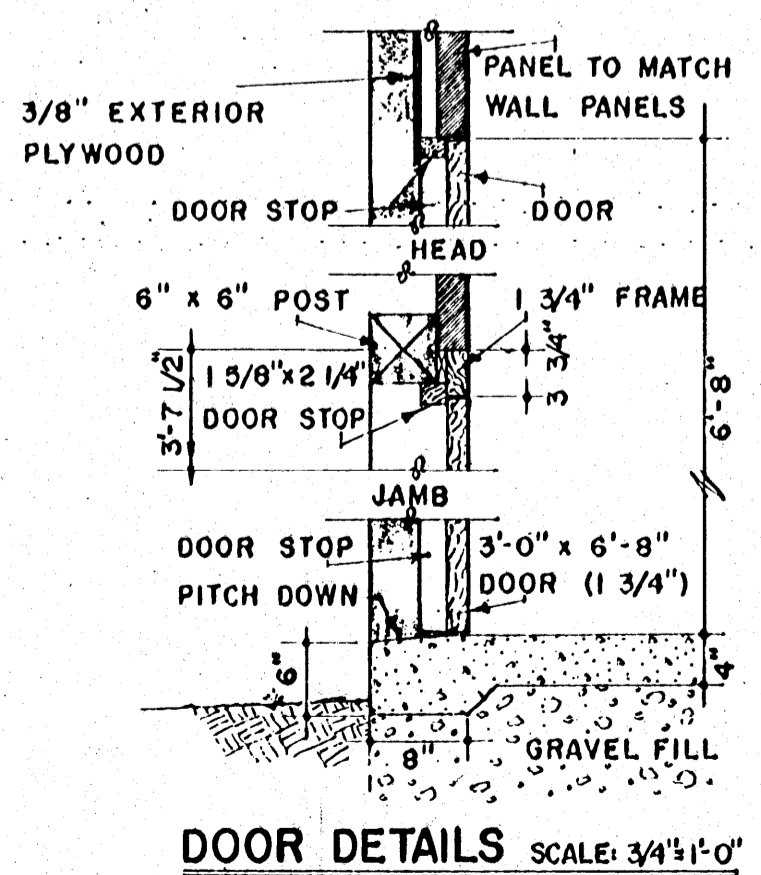
**GABLE END DETAILS**  
SCALE: 3/4" = 1'-0"



**CROSS SECTION A-A**  
SCALE: 3/8" = 1'-0"



**DETAIL B** SCALE: 3/4" = 1'-0"



**DOOR DETAILS** SCALE: 3/4" = 1'-0"

**TRUSS INFORMATION**

SITE FABRICATION: USE TRUSS PLAN 800M (AVAILABLE AT AGRICULTURAL ENGINEERING DEPARTMENT, UNIVERSITY OF CONNECTICUT)

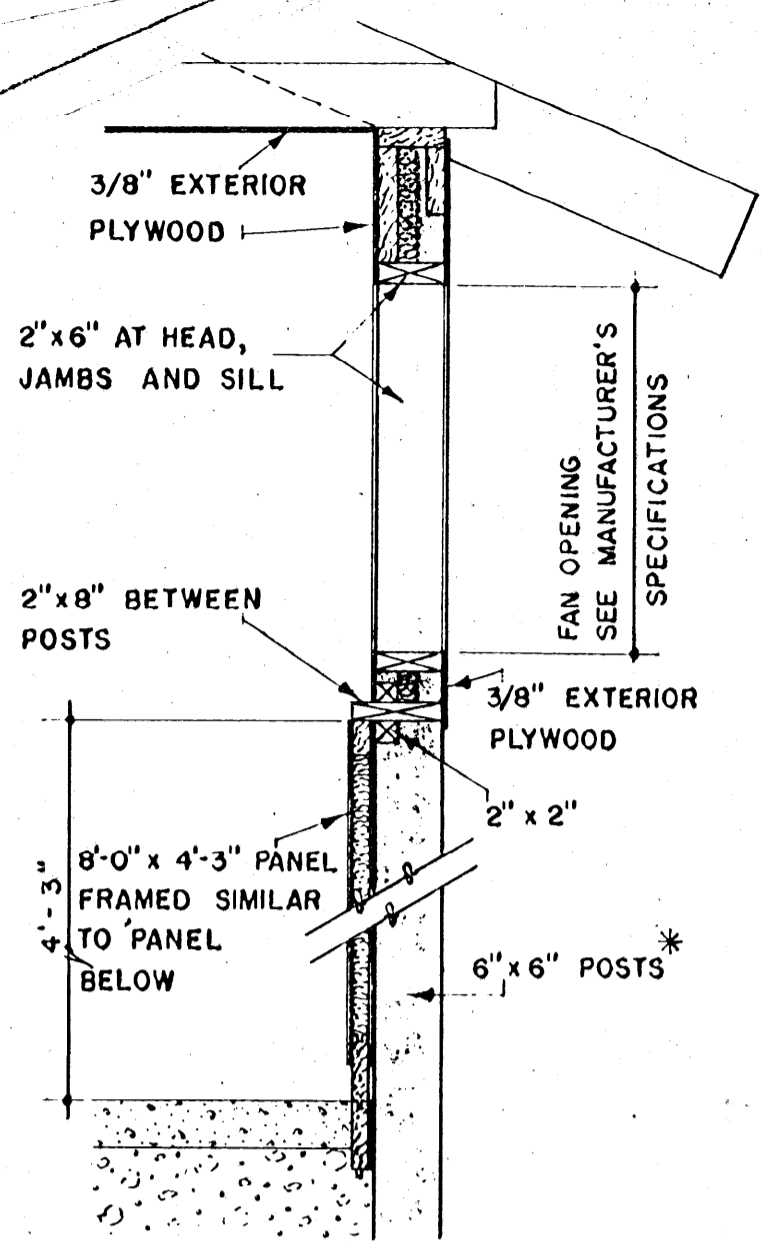
SHOP FABRICATION: TRUSS DESIGN AND JOINT FASTENERS SHALL BE OF AN APPROVED DESIGN WITH THE FOLLOWING DESIGN LOADINGS:

ROOF LOAD (DEAD AND LIVE) = 35 LBS/SQ. FT.  
 CEILING LOAD = 10 LBS/SQ. FT.  
 TRUSS SPACING = 4'-0" o.c.  
 OVERHANG = 2'-3"

COOPERATIVE EXTENSION WORK IN  
 AGRICULTURE AND HOME ECONOMICS  
 STATE OF MISSISSIPPI  
 MISSISSIPPI STATE UNIVERSITY  
 AND  
 UNITED STATES DEPARTMENT OF AGRICULTURE COOPERATING

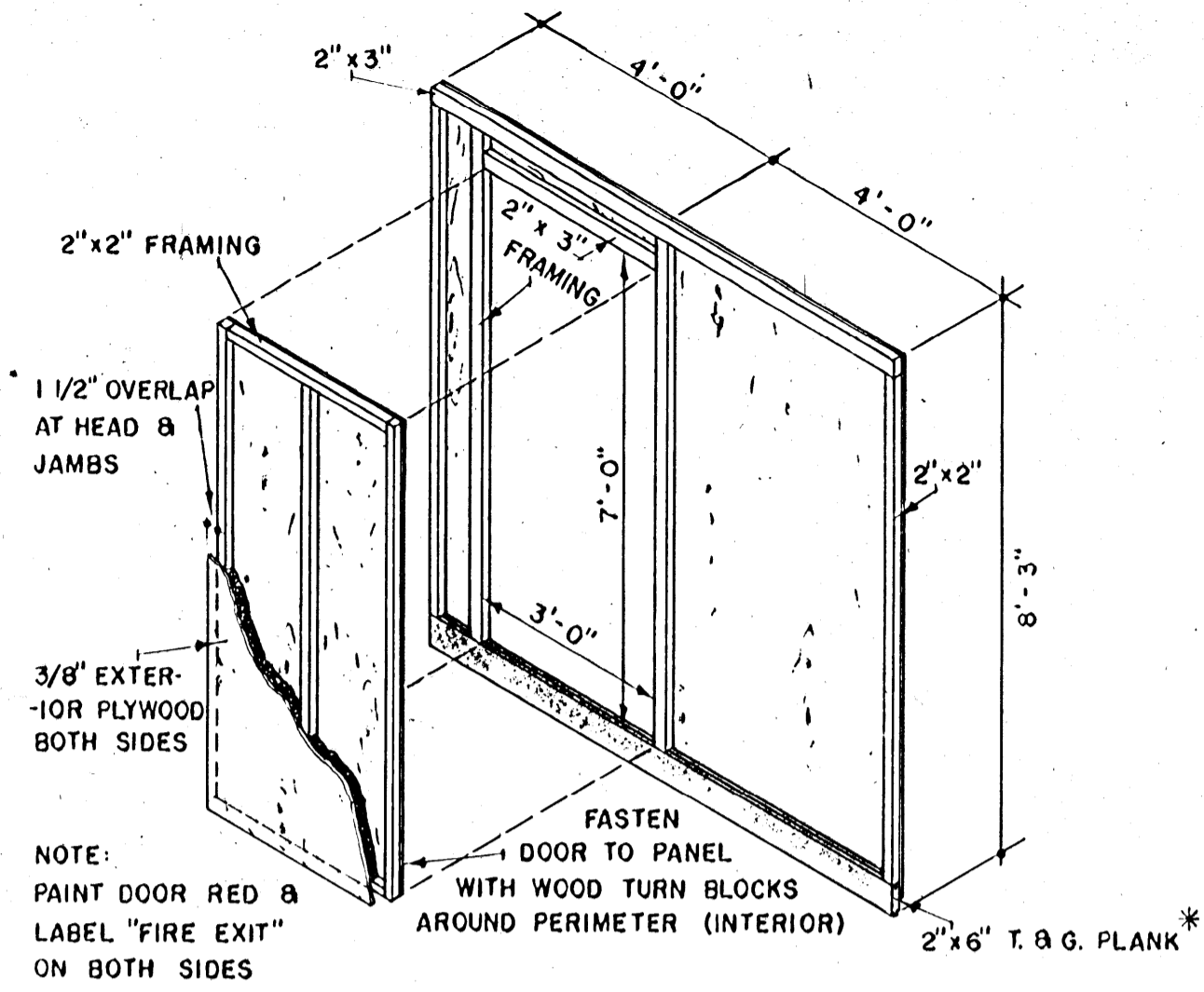
**POULTRY HOUSE**  
 PANEL CONSTR. - FLOOR MANAGEMENT

CONN. '66    EX. 6000    SHEET 2 OF 3



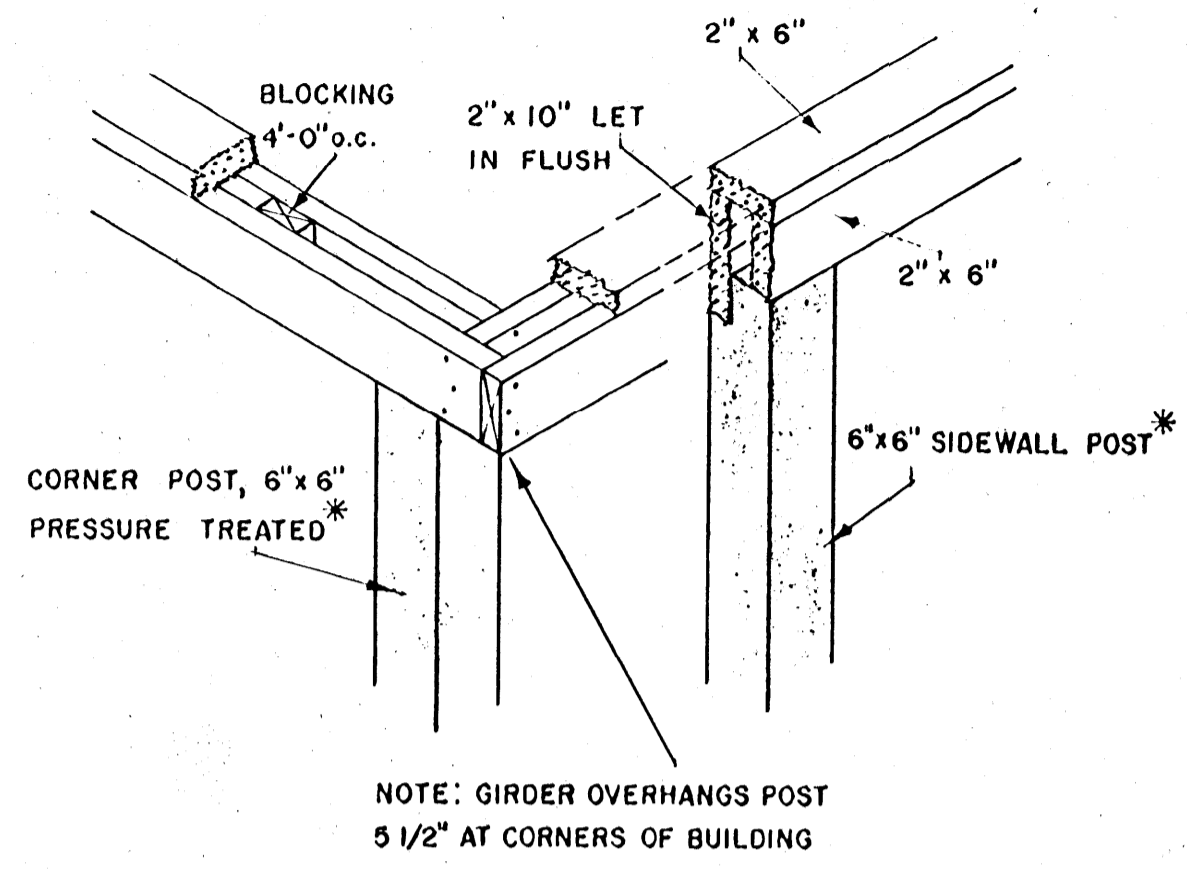
**FAN PANEL DETAILS**

SCALE: 3/4" = 1'-0"



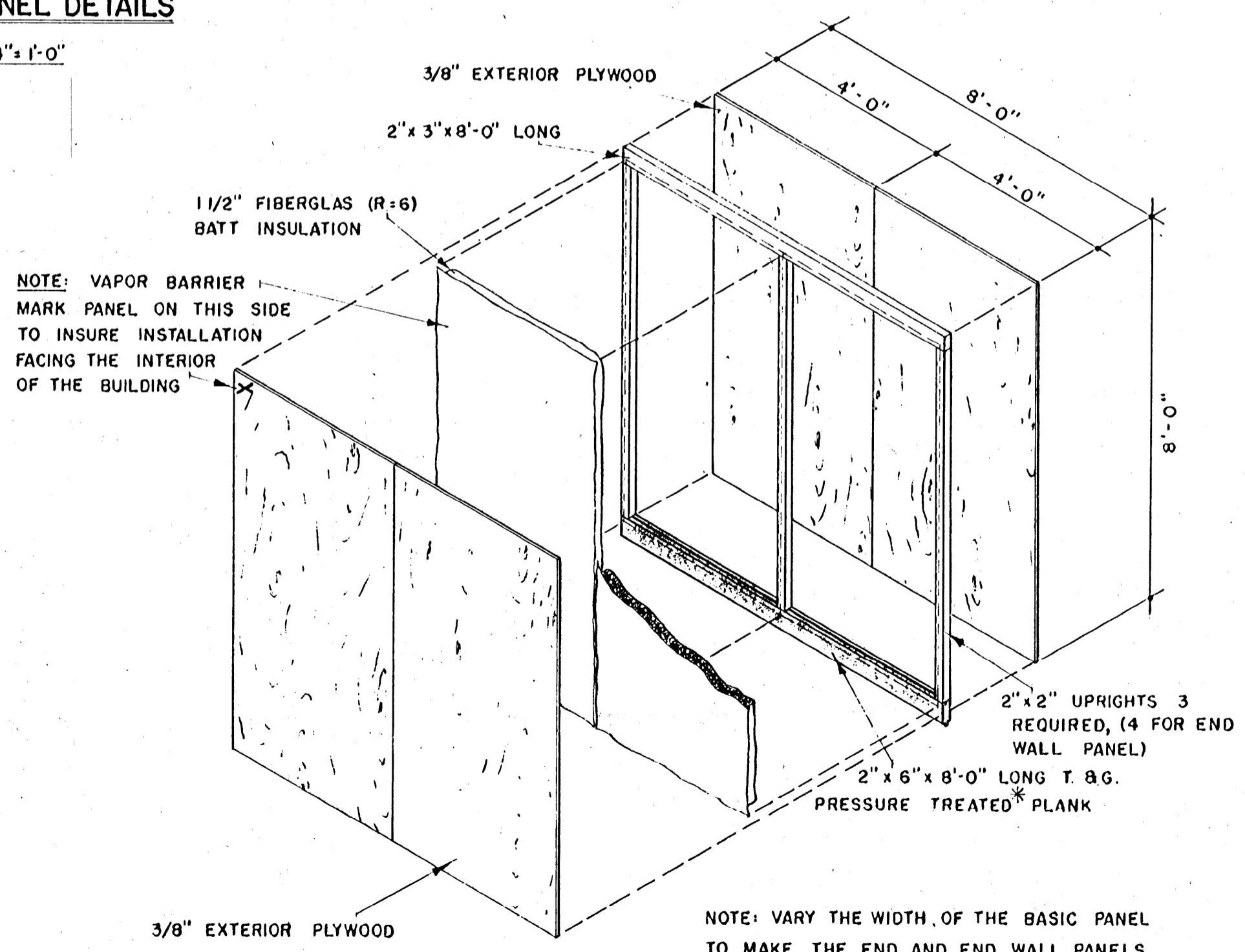
**FIRE ESCAPE PANEL DETAILS**

SCALE: 3/8" = 1'-0"



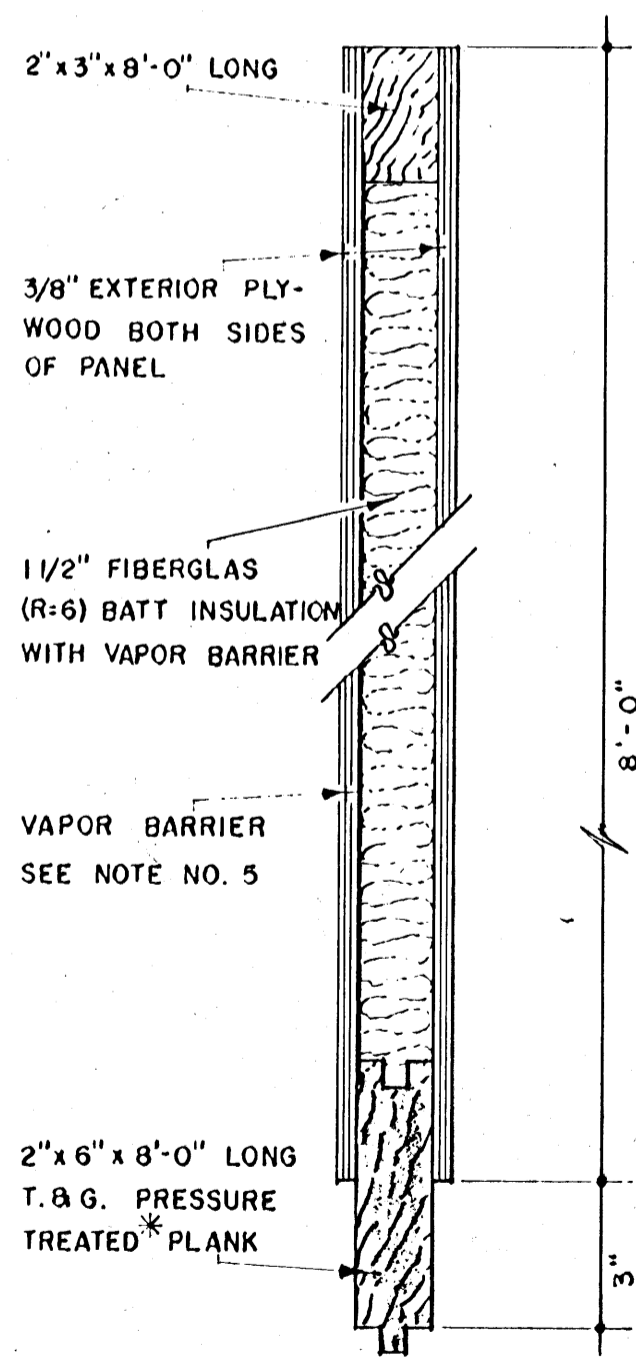
**GIRDER DETAILS**

NOTE: GIRDER OVERHANGS POST 5 1/2" AT CORNERS OF BUILDING



**ISOMETRIC**

**BASIC PANEL DETAILS**



**SECTION**

SCALE: 3/4" = 1'-0"

**GENERAL NOTES**

1. ALL PLYWOOD SHALL BE DFPA GRADE STAMPED EXTERIOR TYPE.
2. FASTEN PLYWOOD WITH 6d GALVANIZED NAILS SPACED 6" o.c. OR EQUIVALENT STAPLES.
3. SECURE PANELS TO POSTS AND GIRDERS WITH 20d NAILS 18" o.c. SEE NOTE NO.4, SHEET NO.1 FOR EXCEPTION.
4. \* SEE ASTERISK SHEET NO.2 FOR SPECIFICATIONS OF PRESSURE TREATED MATERIAL.
5. MARK PLYWOOD ON THE VAPOR BARRIER SIDE OF PANEL TO INSURE INSTALLATION FACING INTERIOR OF BUILDING. SEE DETAILS THIS SHEET.

COOPERATIVE EXTENSION WORK IN  
 AGRICULTURE AND HOME ECONOMICS  
**STATE OF MISSISSIPPI**  
 MISSISSIPPI STATE UNIVERSITY  
 AND  
 UNITED STATES DEPARTMENT OF AGRICULTURE COOPERATING

**POULTRY HOUSE**  
 PANEL CONSTR. - CAGE MANAGEMENT

CONN. '66 EX. 6001 SHEET 3 OF 3